



Announcing

Spring 2023 Launch



Ask the Audience

**How do you currently use GoCo
(if at all)?**

The slide features several thin green lines as decorative elements. A horizontal line runs across the middle of the slide. A vertical line runs down the right side. A curved line starts from the bottom left, arches upwards and to the right, and then curves back down towards the bottom right corner.



Agenda

1. Intro
2. Strategy
3. Spring Launch
4. Q & A



Meet the Presenters

Intro



Michael Gugel

Co-founder and Chief Product Officer



Erin Phillips

Senior Product Manager



Becca Pizzello

Product Manager



Kyler Holway

Senior Product Manager



Jacque Middlebrooks

Senior Product Manager

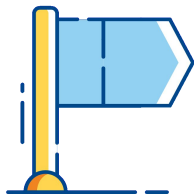


Why are we building this stuff?

Strategy

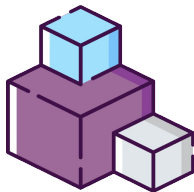
#1 HR platform for **SMBs**.

I believe we need to do
just **2 things**.




Do the **critical, core** things **remarkably** well.

Employee data, payroll, time off, time tracking, benefits, documents



Make **everything** else **possible**.

Flexible all-in-one HR
platform.



Spring Launch helps
deliver on that promise.



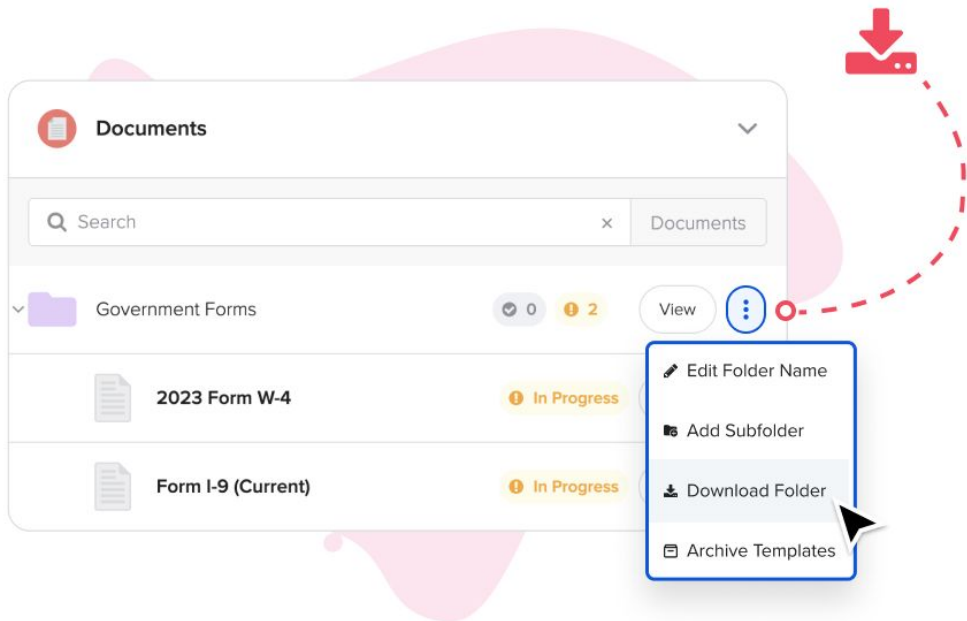
Spring Launch 2023



Document Folders

Keep Your Documents Organized with Folders

You can quickly find, send, and sign documents in GoCo. And, easily download all completed documents by folder or in bulk!

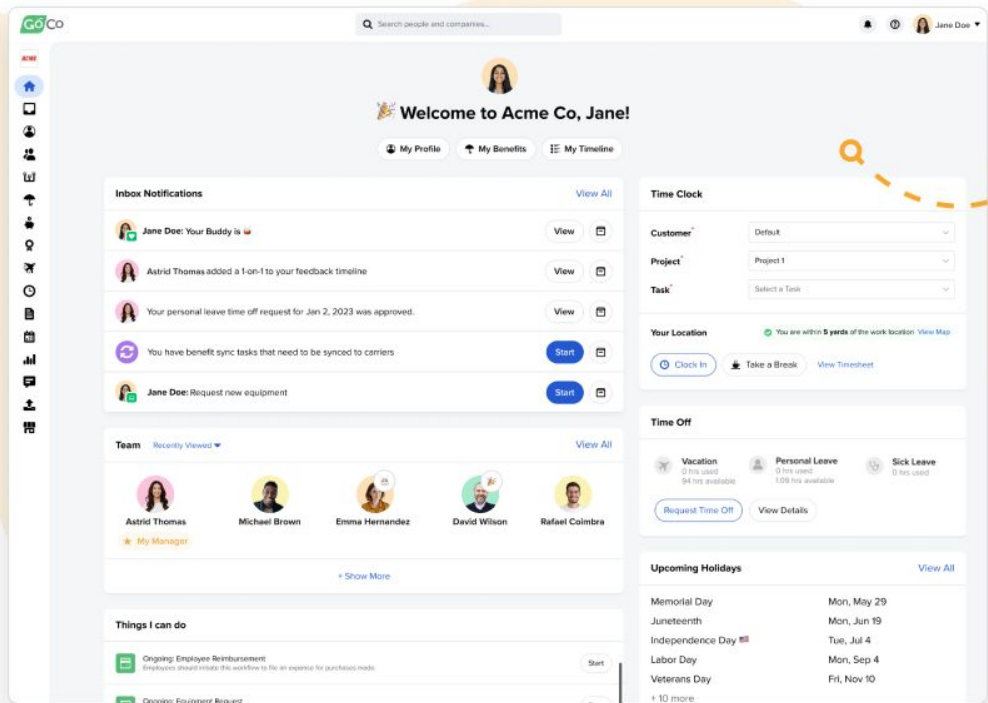




Employee Home

**Quickly Access Everything
You Need From the New Home
Screen.**

See notifications, clock in, take
action on workflows, and more!





Onboarding Reminders

Send reminders to start onboarding.

Pair with Messages to customize your reminder.

The screenshot displays the GōCo interface, divided into two main sections: 'Inbox' and 'Documents'.

Inbox Section:

- Header: 'Inbox' with a green speech bubble icon.
- Filters: 'All companies...' and 'All team members...' dropdown menus.
- List of reminders:
 - City of Pawnee: Sync payroll changes before the Feb 10 pay date (Incomplete)
 - City of Pawnee: Sync payroll changes before the Feb 10 pay date (Incomplete)
 - Jacque's Test Company: Sync payroll changes before the Feb 10 pay date (Incomplete)
 - City of Pawnee: Sync payroll changes before the Feb 10 pay date (Incomplete)
- Actions: A hand icon points to the 'Auto-archive this' and 'Archive' options in the dropdown menu for the first reminder.

Documents Section:

- Header: '← Documents'.
- Document: '2020 Form W-4' with a 'Send To...' button.
- Text: 'For Federal Tax Withholding.'
- Filters: 'Sent (4)', 'Complete (0)', 'Incomplete (4)'.
- List of documents:
 - Cactus Rose (cactus@rose.com) - Sent Oct 6, 2022 (In Progress)
 - New Contractor (new@contractor.com) - Sent Sep 6, 2022 (In Progress)
 - Goat Milk Messages Admin (goat@gmail.com) - Sent Sep 6, 2022 (In Progress)
 - Kangaroo Clown FAA (kangaroo@mail.com) - Sent Sep 6, 2022 (In Progress)
- Actions: A hand icon points to the 'Download', 'Send Reminder', 'Archive', and 'Delete' options in the dropdown menu for the 'New Contractor' document.

Ask the Audience

Have you tried our Messages feature?

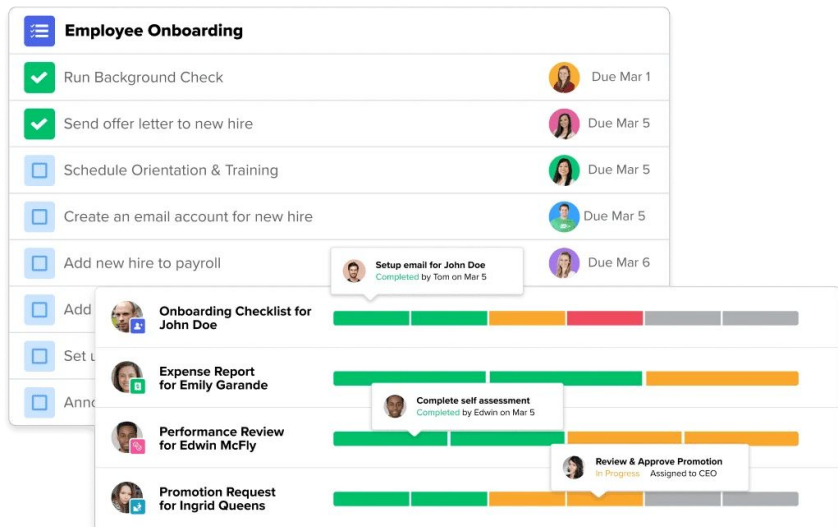
The slide features several thin green lines as decorative elements. A vertical line runs down the right side. A horizontal line runs across the middle. A curved line starts from the bottom left, loops around, and crosses the horizontal line. Another curved line starts from the top right and crosses the vertical line.



Workflows 1.1

Workflows overview got a facelift!

One streamlined place to navigate workflows data.



Ask the Audience

**Are you using any integrations with
GoCo?**

The slide features several thin green lines as decorative elements. A horizontal line runs across the middle of the slide. A vertical line runs down the right side. Two curved lines intersect to form a lens-like shape on the right side of the slide.

Our 2-Pronged Approach to Payroll

Payroll

Payroll Sync Dashboard

If customers are happy with their **current payroll provider**, they can keep them!

Great for customers that don't want to change their payroll.

Schedule: Default Pay Date: Mar 31 Work Period: Mar 16 - 31 Benefit Deduction Period: Mar 16 - 31 Status: Open

Review, then update payroll
Sync the updates for this pay period, then complete the pay period when you're done.

[Checklist](#) [Audit](#)

All Employees

- Admin3, New 2 updates 2 incomplete
- Benefit, New 1 update 1 incomplete
- Bob, Jim 1 update 1 incomplete
- Bug, State 3 updates 2 incomplete
- Company Inre, New 1 update 1 incomplete
- Contractor, HiringImport 2 updates 2 incomplete
- Contractor, New 1 update 1 incomplete
- Cott, Michael 6 updates 6 incomplete
- Crow, Jerry 2 updates 2 incomplete
- Earning, Add 1 update 1 incomplete

NEW Admin3

Make the following updates in your payroll for New then mark them as complete.

Employment & Compensation 8 Not Synced [Update Payroll](#)

Field	New Value	Old Value
Pay Rate	\$100,000 / year (Effective Jan 1, 2020)	
Pay Type	Salary	
Class	Everyone	
Start Date	Jan 1, 2020	
Employment Type	Full Time	
Department	new dept	
Division	new division	
Location	N	

Group STD Deduction - Pre Tax 2 Not Synced [Update Payroll](#)

Field	New Value	Old Value
Employee Contribution Pre-tax Pre-Tax	-\$2,048.37	\$259.65
Company Contribution Deduction	\$189.15	0.00

[Back](#) [93 Incomplete Updates](#) [Close Pay Period](#)

Payroll

Embedded Payroll

Run your payroll straight from the source - GoCo.

For customers that want a **seamless payroll experience.**

The screenshot displays the GoCo Payroll interface. At the top, there's a search bar and a user profile for Michael Gugel. The main header shows 'Payroll Run: Aug 12th' with a 'Send To Execupay' button and a '113 days left' indicator. Below this, a 'Review Payroll Run' notification states: 'Review the Aug 12th 2022 payroll run. If everything looks good, send it to Execupay.' The main content area features a table titled 'All Team Members' with 8 items, showing a 'Needs Review' status. The table lists employee details, employment status, earnings, and deductions.

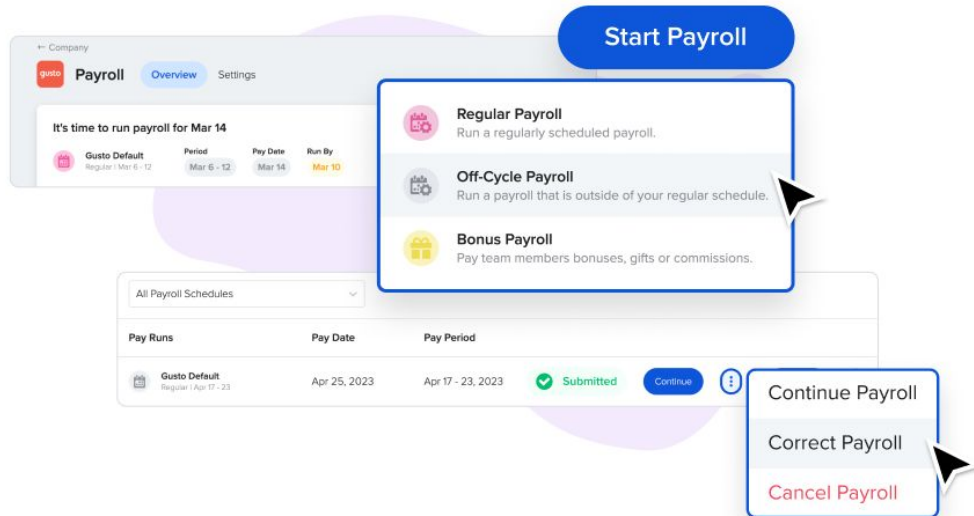
	Team Member	Employment Status	Earnings	Deductions
<input checked="" type="checkbox"/>	Jenkins, Peter	Full Time, Salary	\$1,676.46	\$66.54
<input checked="" type="checkbox"/>	Peter, Valerie	Full Time, Salary	\$1,930.77	\$34.62
<input checked="" type="checkbox"/>	Ray, Rachel	Full Time, Salary	\$1,942.31	\$0
<input checked="" type="checkbox"/>	Red, Rory	Full Time, Salary	\$1,153.85	\$0
<input checked="" type="checkbox"/>	Sanders, Bernie	Full Time, Hourly	\$5,105.60	\$50
<input checked="" type="checkbox"/>	Smith, Sally	Full Time, Salary	\$1,545.23	\$137.54
<input checked="" type="checkbox"/>	Steele, Jake	Full Time, Salary	\$4,046.15	\$83.08
<input checked="" type="checkbox"/>	Tester, Tara	Full Time, Salary	\$819.23	\$0

The footer includes the GoCo logo, links for 'About Us', 'Help Center', and 'Give Us Feedback!', as well as 'HR Support' and 'Contact Us'.



Gusto Updates

Unlock More Flexibility with Powerful Payroll Enhancements.

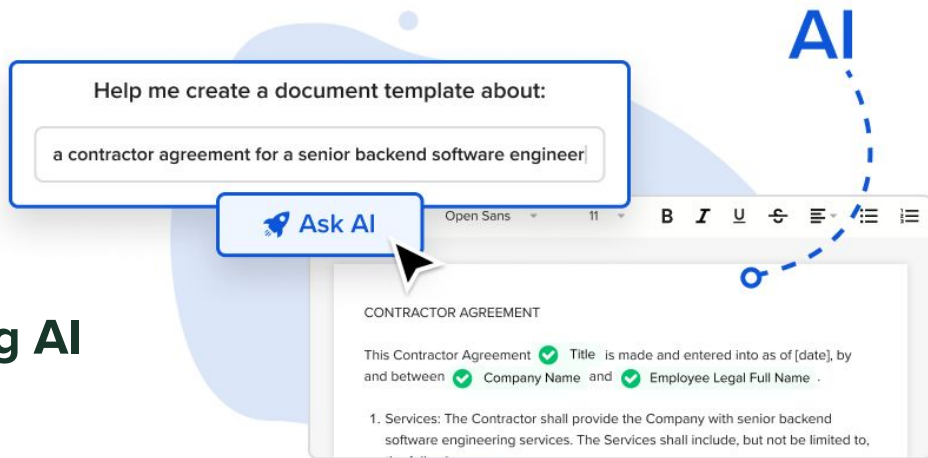




Document Creator Powered by AI

Draft Documents Faster by Leveraging AI

GoCo becomes your strategic partner for document templates - when you Ask AI first, you start with a rough draft, instead of a blank page.



Ask the Audience

Do you currently use AI to automate HR tasks and processes?

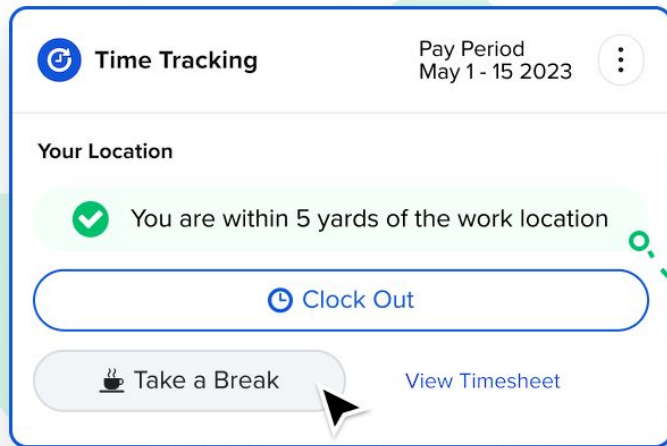
The slide features decorative green lines on the right side. A vertical line starts from the top right corner and extends downwards. A horizontal line starts from the left edge and extends to the right, intersecting the vertical line. A curved line starts from the horizontal line, curves upwards and to the right, and then curves back down to meet the vertical line, creating a lens-like shape.



Geofencing

Keep track of the “what, when, and where” of your employees’ hours.

Flexibly configure the range of your geofences based on work location and time tracking policy.



Ask the Audience

Which new feature are you most excited about from GoCo's spring release?

The slide features decorative green lines: a horizontal line across the middle, a vertical line on the right side, and a large, thin, curved line that starts near the bottom left, loops around the right side, and extends towards the top right corner.

Ask the Audience

**What's one thing you wish GoCo would build?
(answer in the chat)**

The slide features decorative green lines: a horizontal line across the middle, a vertical line on the right side, and a large, thin, curved line that forms a lens-like shape in the lower right quadrant.



Ready to Learn More?

Current Clients

Contact your Client
Success Manager to learn
more!

help@goco.io

New to GoCo?

Schedule a chat with a
GoCo expert!

goco.io/demo

Ask the Audience

Do you want to join our product counsel?

The slide features several thin green lines as decorative elements. A vertical line runs down the right side. A horizontal line runs across the middle. Two curved lines intersect to form a lens-like shape on the right side of the slide.



Thank you!
Questions?